

*RAAMLEERPLAN HAFABRA -  
DRUM/SHOWBANDS  
Bijlagen verplichte modules*

Behorende bij deel 3: exameneisen en voorbeelden slagwerk

# *Inhoudsopgave*

<b>BIJLAGE 1 Exameneis e: Maat en Ritme (Kleine Trom)</b>	<b>5</b>
<b>BIJLAGE 2 Exameneis h/v: Technische oefeningen (kleine trom)</b>	<b>8</b>
<b>BIJLAGE 3 Exameneis h/v: Technische oefeningen (kleine trom)</b>	<b>11</b>
<b>BIJLAGE 4 Exameneis h/v: Versieringen (kleine trom)</b>	<b>13</b>
<b>BIJLAGE 5 Exameneis e: Maat en Ritme (kleine trom)</b>	<b>18</b>
<b>BIJLAGE 6 Exameneis e: Maat en Ritme (kleine trom)</b>	<b>19</b>
<b>BIJLAGE 7 Exameneis n/o: Prima-Vista (kleine trom)</b>	<b>23</b>
<b>BIJLAGE 8 Exameneis p: Speeldictee (kleine trom)</b>	<b>26</b>
<b>BIJLAGE 9 Exameneis r: Improvisatie (kleine trom)</b>	<b>28</b>
<b>BIJLAGE 10 Exameneis e/v: Maat en Ritme (mallets)</b>	<b>30</b>
<b>BIJLAGE 11 Exameneis u: Toonladders en drieklanken (mallets)</b>	<b>39</b>
<b>BIJLAGE 12 Exameneis h/v: Tremolo's (mallets)</b>	<b>41</b>
<b>BIJLAGE 13 Exameneis v: Dubbelslagen</b>	<b>44</b>
<b>BIJLAGE 14 Exameneis h/v: Versieringen (mallets)</b>	<b>45</b>
<b>BIJLAGE 15 Exameneis e: Maat en ritme (mallets)</b>	<b>48</b>
<b>BIJLAGE 16 Exameneis p: Speeldictee (mallets)</b>	<b>49</b>
<b>BIJLAGE 17 Exameneis c: Intervallen (mallets)</b>	<b>50</b>
<b>BIJLAGE 18 Exameneis n: Prima-Vista ritmisch (mallets)</b>	<b>55</b>
<b>BIJLAGE 19 Exameneis o: Prima-Vista melodisch (mallets)</b>	<b>57</b>
<b>BIJLAGE 20 Exameneis r: Vraag en antwoord (mallets)</b>	<b>59</b>
<b>Legenda</b>	<b>61</b>
<b>BIJLAGE 21 Exameneis w/x: Ritmische vaardigheden (drums)</b>	<b>62</b>
<b>BIJLAGE 22 Exameneis v: Technische oefeningen (drums)</b>	<b>69</b>
<b>BIJLAGE 23 Exameneis v: Technische oefeningen (drums)</b>	<b>70</b>
<b>BIJLAGE 24 Exameneis r: Improvisatie (drums)</b>	<b>71</b>

<b>BIJLAGE 25 Exameneis e: Maat en ritme (drums)</b>	<b>73</b>
<b>BIJLAGE 26 Exameneis e: Maat en ritme (drums)</b>	<b>74</b>
<b>BIJLAGE 27 Exameneis n/o: Prima vista (drums)</b>	<b>76</b>
<b>BIJLAGE 28 Exameneis e: Maat en ritme (pauken)</b>	<b>78</b>
<b>BIJLAGE 29 Exameneis h/v: Tremolo's / versieringen (pauken)</b>	<b>80</b>
<b>BIJLAGE 30 Exameneis e: Maat en ritme (pauken)</b>	<b>83</b>
<b>BIJLAGE 31 Exameneis n/o: Prima Vista (pauken)</b>	<b>84</b>

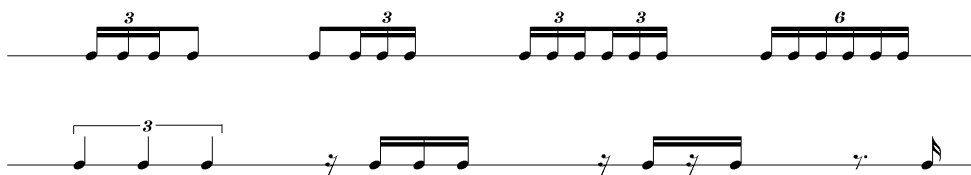
*Bijlagen behorende bij*  
*Verplichte module Kleine trom*



## 1.2 niveau B

### 1.2.1

♩ = 108 - 120




### 1.2.2

♩ = 108 - 112



### 1.2.3

♩ = 72 - 80



### 1.2.4

♩ = 108 - 120



### 1.2.5

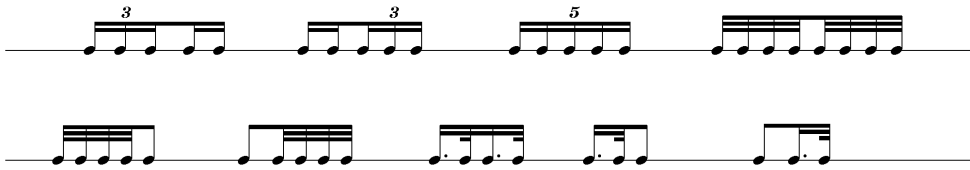
♩ = 72 - 80



1.3 niveau C

1.3.1

♩ = 108 - 120



1.3.2

♩ = 108 - 112



1.3.3

♩ = 108 - 120



1.3.4

♩ = 66 - 80



## BIJLAGE 2 Exameneis h/v: Technische oefeningen (kleine trom)

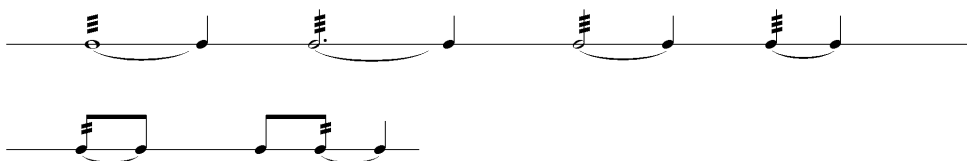
### Roffelfiguren

#### 2.1 niveau A

De roffel mag “gesloten” en/of “open” worden uitgevoerd

##### 2.1.1

♩ = 108 - 112



##### 2.1.2

♩ = 108 - 112



##### 2.1.3

♩ = 72 - 80



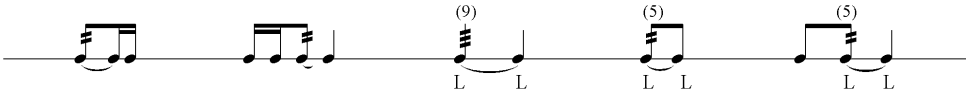


## 2.2 niveau B

De roffel mag “gesloten” en/of “open” worden uitgevoerd.

### 2.2.1

♩ = 108 - 112



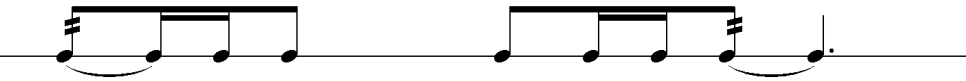
### 2.2.2

♩ = 108 - 112



### 2.2.3

♩ = 72 - 80



### 2.2.4

♩ = 72 - 80



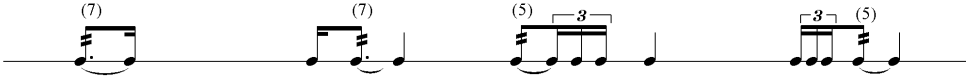
### 2.3 niveau C

De roffel moet “gesloten” en/of “open” worden uitgevoerd.

Roffel van 7 dient ook toegepast te worden in de “achtste maatsoort”.

#### 2.3.1

♩=108 - 112



#### 2.3.2

♩=66 - 80



# BIJLAGE 3 Exameneis h/v: Technische oefeningen (kleine trom)

## 3.1 niveau A

### 3.1.1 Single paradiddle

♩=108 - 112

Two staves of musical notation for a single paradiddle exercise. The first staff contains two measures: the first measure has notes R, L, R, R and the second measure has notes L, R, L, L. The second staff contains four measures: the first measure has notes R, L, R, R; the second measure has notes L, R, L, L; the third measure has notes R, L, R, R; and the fourth measure has notes L, R, L, L. Each note has an accent (>) above it.

## 3.2 niveau B

### 3.2.1. Double Paradiddle (*paraparadiddle*)

♩=108 - 112

One staff of musical notation for a double paradiddle exercise. It consists of two measures. The first measure has notes R, L, R, L, R, R. The second measure has notes L, R, L, R, L, L. Each note has an accent (>) above it.

toepassing

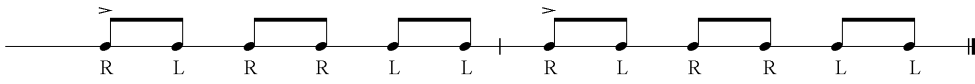
♩ = 72 - 80

One staff of musical notation for a toepassing exercise. It starts with a G-clef. The first measure has notes R, L, R, L. The second measure has notes L, R, L. The third measure has notes R, L, R, L, R, R. The fourth measure has notes L, R, L, R, L, L. Each note has an accent (>) above it.

### 3.3 niveau C

#### 3.3.1. Double Paradiddle (variant paradiddlediddle)

♩ = 108 - 112



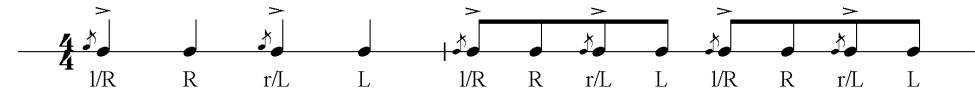
#### Toepassing

♩ = 72 - 80



#### 3.3.2. Flamtap

♩ = 108 - 112



#### 3.3.3. Flamaccent

♩ = 72 - 80



# BIJLAGE 4 Exameneis h/v: Versieringen (kleine trom)

## 4.1 niveau A

### 4.1.1 enkelvoudige voorslag

♩=108 - 112

l/R      r/L

♩ =108 - 112

l/R      r/L

♩ =72 - 80

### 4.1.2 viervoudige voorslag

♩=108 - 112

## 4.2 niveau B

### 4.2.1 enkelvoudige voorslag

$\text{♩} = 108 - 112$

The first staff shows two quarter notes on a single line, labeled 'l/R' and 'r/L' respectively. The second staff contains three measures of music: the first measure has two eighth notes, the second has a quarter note followed by two eighth notes, and the third has a quarter note followed by a beamed eighth note and a sixteenth note.

$\text{♩} = 108 - 112$

The first staff continues with a quarter note, a quarter note with a dot, and a quarter note with a dot, followed by a measure with a quarter note, two eighth notes, and a quarter note with a dot. The second staff has a tempo change to  $\text{♩} = 72 - 80$  and contains three measures: the first has a quarter note followed by two eighth notes, the second has a quarter note followed by two eighth notes, and the third has a quarter note followed by a beamed eighth note and a sixteenth note.

### 4.2.2 tweevoudige voorslag

$\text{♩} = 108 - 112$

The first staff shows two eighth notes on a single line, labeled 'll/R' and 'rr/L' respectively. The second staff contains four measures: the first has two eighth notes labeled 'R' and 'L', the second has a quarter note followed by two eighth notes labeled 'R', the third has a quarter note followed by two eighth notes labeled 'L', and the fourth has a quarter note followed by a beamed eighth note and a sixteenth note labeled 'R'.

$\text{♩} = 108 - 112$

The first staff continues with two eighth notes, two eighth notes, a quarter note followed by two eighth notes labeled 'R', and a quarter note followed by two eighth notes labeled 'L'. The second staff has a tempo change to  $\text{♩} = 72 - 80$  and contains two measures: the first has a quarter note followed by two eighth notes labeled 'R' and a quarter note with a dot labeled 'L', and the second has a quarter note followed by a beamed eighth note and a sixteenth note.

### 4.2.3 drievoudige voorslag

♩ = 108 - 112

Musical notation for a triplet exercise. The first staff shows two measures: the first measure has a triplet of eighth notes on a single line with the label 'lll/R' below it, and the second measure has a triplet of eighth notes on a single line with the label 'rrr/L' below it. The second staff shows four measures: the first measure has a triplet of eighth notes on a single line with 'R' below it; the second measure has a triplet of eighth notes on a single line with 'L' below it; the third measure has a triplet of eighth notes on a single line with 'R' below it; and the fourth measure has a triplet of eighth notes on a single line with 'R' below it.

♩ = 108 - 112

Musical notation for a triplet exercise. The first staff shows four measures: the first measure has a triplet of eighth notes on a single line with 'R' below it; the second measure has a triplet of eighth notes on a single line with 'L' below it; the third measure has a triplet of eighth notes on a single line with 'R' below it; and the fourth measure has a triplet of eighth notes on a single line with 'L' below it. The second staff shows three measures: the first measure has a triplet of eighth notes on a single line with 'R' below it; the second measure has a triplet of eighth notes on a single line with 'L' below it; and the third measure has a triplet of eighth notes on a single line with 'R' below it.

♩ = 72-80

Musical notation for a triplet exercise. The first staff shows three measures: the first measure has a triplet of eighth notes on a single line with 'R' below it; the second measure has a triplet of eighth notes on a single line with 'L' below it; and the third measure has a triplet of eighth notes on a single line with 'R' below it.

### 4.3 niveau C

#### 4.3.1 enkelvoudige voorslag

♩ = 108 - 112



♩ = 108 - 112




♩ = 66 - 80



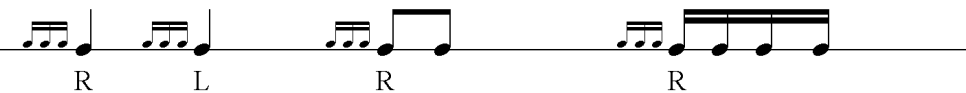
#### 4.3.2 tweevoudige voorslag (zowel in single als double strokes uitgevoerd)

♩ = 108 - 112



#### 4.3.3 drievoudige voorslag (ook in een "achtste" maatsoort toepassen)

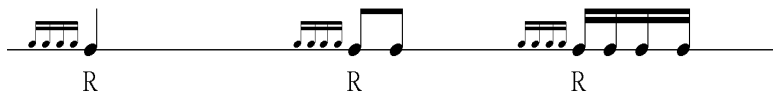
♩ = 108 - 112





4.3.4. Viervoudige voorslag (ook in een “achtste” maatsoort toepassen)

♩=108 - 112



# BIJLAGE 5 Exameneis e: Maat en Ritme (kleine trom)

## Maatwisselingen

### niveau B

The musical score for level B consists of two pieces. The first piece, 'Moderato', is written on two staves. The first staff starts in 4/4 time, then changes to 6/8. The second staff starts in 4/4 time and ends with a double bar line. The second piece, 'Andante', is written on two staves. The first staff starts in 6/8 time, then changes to 3/4, 6/8, 2/4, and 3/8. The second staff starts in 4/4 time, then changes to 3/4, 6/8, and 3/4. The score includes various rhythmic patterns, including eighth and sixteenth notes, and rests.

### niveau C

The musical score for level C consists of a single piece titled 'Moderato'. It is written on four staves. The first staff starts in 4/4 time, then changes to 7/8. The second staff starts in 6/8 time, then changes to 3/4, 6/8, and 4/4. The third staff starts in 4/4 time, then changes to 3/8, 3/4, and 6/8. The fourth staff starts in 6/8 time, then changes to 4/4, and includes a 4-measure rest and a 3-measure rest. The score includes various rhythmic patterns, including eighth and sixteenth notes, and rests.









# BIJLAGE 7 Exameneis n/o: Prima-Vista (kleine trom)

niveau A

## Voorbeeld 1

♩ = 108-120

*f* *p*

## Voorbeeld 2

♩ = 108-120

*f* *p* *f*

niveau B

## Voorbeeld 1

♩ = 108-120

*f* *p* *f* *p*

## Voorbeeld 2

♩ = 72-80

*f* *p* *mf* *f*

Voorbeeld 3

♩ = 108-120

Musical notation for Voorbeeld 3, 6/8 time signature. The piece starts with a forte (*f*) dynamic. The melody consists of eighth notes with a key signature of one sharp (F#). The dynamics change to piano (*p*) in the middle section and return to forte (*f*) towards the end.

niveau C

Voorbeeld 1

♩ = 108-120

Musical notation for Voorbeeld 1, 2/4 time signature. The piece starts with a forte (*f*) dynamic. The melody features eighth notes and includes several triplet markings (3). The dynamics change to piano (*p*) in the middle section and return to forte (*f*) towards the end.

Voorbeeld 2

♩ = 72-80

Musical notation for Voorbeeld 2, 6/8 time signature. The piece starts with a forte (*f*) dynamic. The melody consists of eighth notes. The dynamics change to piano (*p*) in the middle section and return to forte (*f*) towards the end. The bottom staff starts with mezzo-forte (*mf*) and has a forte (*f*) dynamic marking.

Voorbeeld 3 (met maatwisseling)

♩ = 72-80

Musical notation for Voorbeeld 3 (met maatwisseling), 6/8 time signature. The piece starts with a forte (*f*) dynamic. The melody consists of eighth notes. The dynamics change to piano (*p*) in the middle section and return to forte (*f*) towards the end. The notation includes a key signature change to one sharp (F#) and a time signature change to 5/8. The bottom staff starts with forte (*f*) and includes triplet (3) and dyad (2) markings.



Voorbeeld 4

$\text{♩} = 108-120$

*f*

*p* *f*

Voorbeeld 5

$\text{♩} = 96$

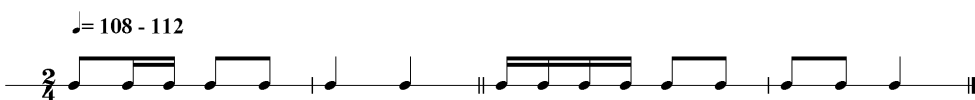
*f* *p* *f*

3

# BIJLAGE 8 Exameneis p: Speeldictee (kleine trom)

niveau A

Voorbeeld 1



Voorbeeld 2



Voorbeeld 3



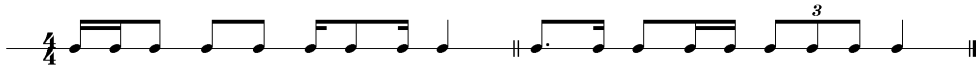
Voorbeeld 4



niveau B

Voorbeeld 1

♩ = 108 - 112



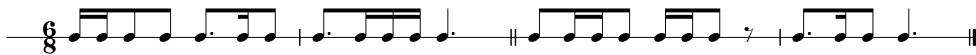
Voorbeeld 2

♩ = 72 - 80



Voorbeeld 3

♩ = 72 - 80



## BIJLAGE 9 Exameneis r: Improvisatie (kleine trom)

niveau A

Aan de muzikale antwoorden van de kandidaat worden geen verdere eisen gesteld dan dat deze op natuurlijke wijze bewegen en een afsluiting bevestigen.

De voorzinnen (vraag) voor niveau A worden derhalve zodanig geformuleerd dat ze voor de kandidaat een helder signaal vormen om adequaat met een afsluitende zin te antwoorden.

Voorbeeld 1

♩ = 108 - 112

2/4

voorzin

nazin

Voorbeeld 2

♩ = 108 - 112

4/4

voorzin

nazin

niveau B

Aan de muzikale antwoorden van de kandidaat worden geen verdere eisen gesteld dan dat deze op natuurlijke wijze bewegen en een afsluiting bevestigen.

De voorzinnen (vraag) worden derhalve zodanig geformuleerd dat ze voor de kandidaat een helder signaal vormen om adequaat met een afsluitende zin te antwoorden.

Voorbeeld 1

♩ = 108 - 112

2/4

voorzin

nazin

Voorbeeld 2

♩ = 108-120

6/8

*f*

voorzin

nazin

*Bijlagen behorende bij*  
*Verplichte module Mallets*

# BIJLAGE 10 Exameneis e/v: Maat en Ritme (mallets)


## Ritmische bouwstenen

### 10.1 niveau A

Onderstaande bouwstenen dienen zowel op gelijke toonhoogte als stapsgewijs uitgevoerd te worden. De voorbeelden verduidelijken dit.

10.1.1

♩ = 108 - 120

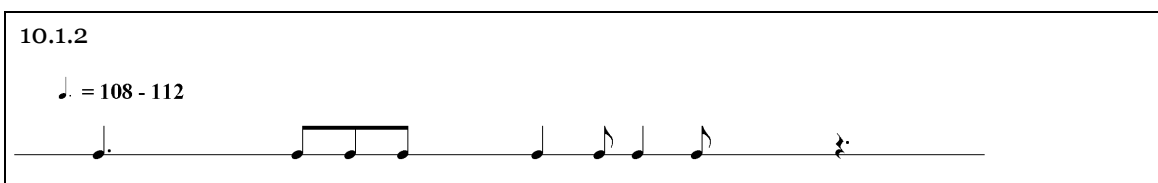


### Voorbeeld



10.1.2

♩ = 108 - 112



### Voorbeeld






## 10.2 niveau B


Onderstaande bouwstenen dienen zowel op gelijke toonhoogte als stapsgewijs uitgevoerd te worden. De voorbeelden verduidelijken dit.

### 10.2.1 (op gelijke toonhoogte)

♩=108 - 120



### Voorbeeld



### 10.2.2 (trapsgewijs)



### 10.2.3 (sprongsgewijs binnen de kwint)





10.2.4 (zowel op gelijke toonhoogte, als traps- en sprongsgewijs)

♩.=108 - 112

gelijke toonhoogte    stapsgewijs    sprongsgewijs

♩.=108 - 112

gelijke toonhoogte    stapsgewijs

♩.=108 - 112


gelijke toonhoogte    stapsgewijs    sprongsgewijs

10.2.5 (op gelijke toonhoogte)

♩. = 72 - 80

Voorbeeld

10.2.6 (trapsgewijs)



10.2.7 sprongsgewijs



Voorbeeld



10.2.8 (op gelijke toonhoogte / trapsgewijs)

$\text{♩} = 108 - 120$



10.2.9 (sprongsgewijs)



Voorbeeld



### 10.3 niveau C

Onderstaande bouwstenen dienen zowel op gelijke toonhoogte als stapsgewijs uitgevoerd dienen te worden. De voorbeelden verduidelijken dit.

#### 10.3.1 (op gelijke toonhoogte)

♩=108 - 120



#### Voorbeeld



#### 10.3.2 (trapsgewijs)



#### 10.3.3 (sprongsgewijs binnen de kwint)



#### 10.3.4 (gelijke toonhoogte)

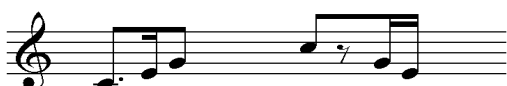
♩ = 100 - 120




10.3.5 (stapsgewijs)



10.3.6 (sprongsgewijs)




Voorbeeld



10.3.7 op gelijke toonhoogte

$\text{♩} = 60 - 80$




10.2.8 (trapsgewijs)



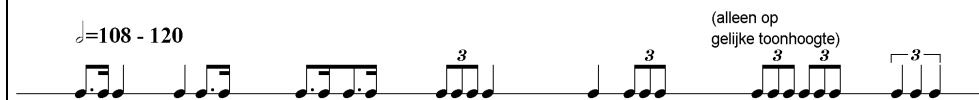
10.3.9 (sprongsgewijs)



Voorbeeld



10.3.10 (op gelijke toonhoogte en trappsgewijs)



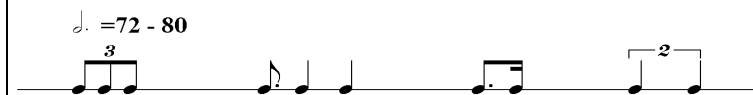
10.3.11 (sprongsgewijs)



Voorbeeld



10.3.12 (op gelijke toonhoogte en trappsgewijs)





## BIJLAGE 11 Exameneis u: Toonladders en drieklanken (mallets)

niveau A

Onderstaand voorbeeld dient ook van toepassing te worden gebracht op de toonladders t/m 3 kruizen en 3 mollen.

Voorbeeld toonladder



Voorbeeld drieklank



niveau B

Onderstaand voorbeeld dient ook van toepassing te worden gebracht op de toonladders t/m 3 kruizen en 3 mollen.

Voorbeeld toonladder



Voorbeeld drieklank



Onderstaand voorbeeld dient ook van toepassing te worden gebracht op de mineur toonladders t/m 3 kruizen en 3 mollen.

Voorbeeld toonladder



Harmonisch



## Melodisch



## Voorbeeld drieklank



## niveau C

De voorbeelden van niveau B dienen eveneens van toepassing te worden gebracht op de majeur en mineurtoonladders (zowel oorspronkelijk, harmonisch als melodisch) t/m 5 kruizen en 5 mollen en de bijbehorende drieklanken. Alle ladders in zestiende beweging.

Kennis van de chromatische toonladders (startend vanuit elke willekeurige toon).

## Voorbeeld





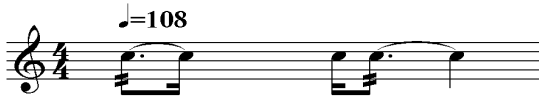




### 12.3 niveau C

De tremolo-oefeningen dienen zowel op gelijke toonhoogte als traps- en sprongsgewijs uitgevoerd te worden.

#### 12.3.1



#### Voorbeeld



#### 12.3.2




#### Voorbeeld



# BIJLAGE 13 Exameneis v: Dubbelslagen

13.1 niveau A

13.1.1



Voorbeeld

Moderato



♩ = 108



Tremolo's



Voorbeeld

Moderato



♩ = 108



# BIJLAGE 14 Exameneis h/v: Versieringen (mallets)

## 14.1 niveau A

De enkelvoudige voorslag dient zowel op gelijke toonhoogte als stapsgewijs uitgevoerd te worden

### 14.1.1

♩ = 108 - 112




### Voorbeeld




### 14.1.2

♩ = 108 - 112



### 14.1.3

♩ = 72 - 80



### De Triller

### 14.1.4.



## 14.2 niveau B

### 14.2.1 Enkelvoudige voorslag (op gelijke toonhoogte als staps- en sprongsgewijs, binnen de kwint)

♩=108 - 112



#### Voorbeeld



### 14.2.2 Dubbele voorslag (op gelijke toonhoogte / trapsgewijs)

♩=108 - 112

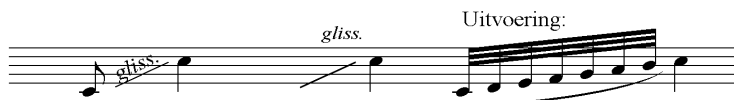


#### Voorbeeld



### 14.2.3 Glissando

♩=108 - 112




#### Voorbeeld




### 14.3 niveau C

#### 14.3.1 Drievoudige voorslag (op gelijke toonhoogte en als schleifer)

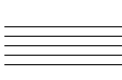







Drievoudige voorslag:



Schleifer:





#### 14.3.2 Pralltriller en Mordent

	Notatie:	Uitvoering:
Pralltriller		
		
Mordent	Notatie:	Uitvoering:
		
	Notatie:	Uitvoering:
		

#### 14.3.3 Triller met voorslag

Notatie:	Uitvoering:
	

#### 14.3.4 Arpeggio

Notatie:	Uitvoering:
	

# BIJLAGE 15 Exameneis e: Maat en ritme (mallets)

## Maatwisselingen

### niveau B

Moderato

The musical score for level B consists of two staves. The first staff begins with a treble clef, a 4/4 time signature, and a dynamic marking of *mf*. It contains a sequence of eighth notes. A double bar line is followed by a 6/8 time signature, then a 4/4 time signature, and another double bar line. The piece continues with a 5/8 time signature, then a 2/4 time signature, and finally a 6/8 time signature. The second staff starts with a treble clef and a 6/8 time signature, marked *p*. It features a sequence of eighth notes, followed by a 4/4 time signature marked *mf*, and ends with a 2/4 time signature marked *f*.

### niveau C

Moderato

The musical score for level C consists of two staves. The first staff begins with a treble clef, a 4/4 time signature, and a dynamic marking of *f*. It contains a sequence of eighth notes. A double bar line is followed by a 6/8 time signature, then a 4/4 time signature with a second ending bracket and a '2' above it. The piece continues with a common time signature marked *mp*, then a 4/4 time signature, and finally a 6/8 time signature. The second staff starts with a treble clef and a 6/8 time signature, marked *mf*. It features a sequence of eighth notes, followed by a 4/4 time signature, and ends with a 6/8 time signature marked *f*.



## BIJLAGE 16 Exameneis p: Speeldictee (mallets)

niveau A



niveau B

Voorbeeld 1



Voorbeeld 2



niveau C

Voorbeeld 1



Voorbeeld 2



## BIJLAGE 17 Exameneis c: Intervallen (mallets)

Niveau A

### INTERVALLEN

Schrijfdictee

Het op de notenbalk kunnen noteren van voorgespeelde intervallen tot en met de kwint in stijgende richting. Naar keuze kunnen de voorbeelden harmonisch of melodisch worden gespeeld.

Voorbeeld:



Een tweede toetsingmogelijkheid is de benaming van het interval te noteren.  
Bijvoorbeeld: terts, secunde, kwint, kwart, prime.

Luisterdictee

De kandidaat maakt na het beluisteren van het interval een keuze uit de voorgedrukte antwoordmogelijkheden.




## Niveau B

### INTERVALLEN

#### Schrijfdictee

Het op de notenbalk kunnen noteren van voorgespeelde intervallen tot en met het octaaf in stijgende richting. Naar keuze kunnen de voorbeelden harmonisch of melodisch worden gespeeld.

#### Voorbeeld



Een tweede toetsingmogelijkheid is de benaming van het interval te noteren.  
Bijvoorbeeld: kleine terts, grote secunde, reine kwint, kleine sext, klein septieme.

#### Luisterdictee

De kandidaat maakt na het beluisteren van het interval een keuze uit de voorgedrukte antwoordmogelijkheden (zowel majeur als mineur).

Bijvoorbeeld:


#### Interval 1



#### Interval 2



#### Interval 3




## MELODISCH DICTEE

### Schrijfdictee

Onderstaande melodieën worden in 2 gedeelten (voor- en nazin) voorgespeeld. De eerste toon de maatsoort en de toonsoort worden gegeven. De kandidaat noteert op de notenbalk.

### Voorbeeld



### Luisterdictee

Onderstaande melodieën worden in 2 gedeelten (voor- en nazin) voorgespeeld. De kandidaat maakt na het beluisteren van de melodie een keuze uit de voorgedrukte antwoordmogelijkheden.

Six musical staves, each in 3/4 time with a key signature of one flat (Bb). Each staff is numbered and labeled with either 'voorzin' or 'nazin'.  
1. Labeled 'voorzin'. Notes: C4, D4, E4, F4, G4, A4, Bb4, C5.  
2. Labeled 'voorzin'. Notes: C4, D4, E4, F4, G4, A4, Bb4, C5.  
3. Labeled 'voorzin'. Notes: C4, D4, E4, F4, G4, A4, Bb4, C5.  
4. Labeled 'nazin'. Notes: C4, D4, E4, F4, G4, A4, Bb4, C5.  
5. Labeled 'nazin'. Notes: C4, D4, E4, F4, G4, A4, Bb4, C5.  
6. Labeled 'nazin'. Notes: C4, D4, E4, F4, G4, A4, Bb4, C5.

Niveau C

## INTERVALLEN

### Schrijfdictee

Het op de notenbalk kunnen noteren van voorgespeelde intervallen tot en met het octaaf in stijgende richting, beginnend vanuit elke willekeurige toon. Naar keuze kunnen de voorbeelden harmonisch en/of melodisch worden gespeeld.

### Voorbeeld



Een tweede toetsingsmogelijkheid is de benaming van het interval te noteren.

Bijvoorbeeld: kleine terts, grote secunde, reine kwint, kleine sext, klein septieme, overmatige kwart.

### Luisterdictee


De kandidaat maakt na het beluisteren van het interval een keuze uit de voorgedrukte antwoordmogelijkheden (zowel majeur als mineur).

### Bijvoorbeeld

#### Interval 1



#### Interval 2



#### Interval 3



#### Interval 4



## MELODISCH DICTEE

### Schrijfdictee

Onderstaande melodieën worden in 2 gedeelten (voor- en nazin) voorgespeeld. De eerste toon de maatsoort en de toonsoort worden gegeven. De kandidaat noteert op de notenbalk.

### Voorbeelden

Two musical examples for dictation. The first example is in 2/4 time, starting with a treble clef and a key signature of one flat. The melody is divided into two parts: 'voorzin' (first half) and 'nazin' (second half). The second example is in 3/4 time, starting with a treble clef and a key signature of one flat. It also consists of 'voorzin' and 'nazin' parts.

### Luisterdictee

Onderstaande melodieën worden in 2 gedeelten (voor- en nazin) voorgespeeld. De kandidaat maakt na het beluisteren van de melodie een keuze uit de voorgedrukte antwoordmogelijkheden.

Eight numbered musical options for dictation, arranged in two columns. Each option is in 2/4 time and starts with a treble clef and a key signature of one flat. The first four options (1-4) are labeled 'voorzin' and the last four (5-8) are labeled 'nazin'. Each option shows a single melodic line.

# BIJLAGE 18 Exameneis n: Prima-Vista ritmisch (mallets)

niveau A

## Voorbeeld 1

♩ = 108-120

*f* *p* *f*

## Voorbeeld 2

♩ = 108-120

*f* *p* *f*

niveau B

## Voorbeeld 1

♩ = 108-120

*f* *p* *f* *p* *f*

## Voorbeeld 2

♩ = 108-120

*f* *p* *f*

## Voorbeeld 3

♩ = 72-80

*mf* *p* *mf* *f*

Voorbeeld 4

♩=96

Musical notation for Voorbeeld 4, 2/2 time signature, tempo ♩=96. The piece starts with a piano (*p*) dynamic. The first staff contains a series of eighth notes, followed by a triplet of eighth notes. The second staff continues with eighth notes, featuring a crescendo leading to a forte (*f*) dynamic, followed by a decrescendo leading to a piano (*p*) dynamic, and finally a forte (*f*) dynamic.

niveau C

Voorbeeld 1

♩=108-120

Musical notation for Voorbeeld 1, 4/4 time signature, tempo ♩=108-120. The first staff starts with a forte (*f*) dynamic, followed by eighth notes, a triplet of eighth notes, and a decrescendo leading to a piano (*p*) dynamic, then a crescendo leading to a forte (*f*) dynamic. The second staff starts with a piano (*p*) dynamic, followed by eighth notes, a mezzo-forte (*mf*) dynamic, a decrescendo leading to a piano (*p*) dynamic, a crescendo leading to a forte (*f*) dynamic, a triplet of eighth notes, and finally a decrescendo leading to a piano (*p*) dynamic.

Voorbeeld 2

♩ = 72-80

Musical notation for Voorbeeld 2, 6/8 time signature, tempo ♩ = 72-80. The first staff starts with a mezzo-forte (*mf*) dynamic, followed by eighth notes, a piano (*p*) dynamic, a triplet of eighth notes, and a second ending marked with a '2'. The second staff starts with a mezzo-forte (*mf*) dynamic, followed by eighth notes, a piano (*p*) dynamic, a triplet of eighth notes, and finally a decrescendo leading to a piano (*p*) dynamic.

Voorbeeld 3

♩=96

Musical notation for Voorbeeld 3, 2/2 time signature, tempo ♩=96. The first staff starts with a forte (*f*) dynamic, followed by eighth notes, a piano (*p*) dynamic, a decrescendo leading to a piano (*p*) dynamic, and finally a forte (*f*) dynamic. The second staff starts with eighth notes, a decrescendo leading to a piano (*p*) dynamic, a decrescendo leading to a piano (*p*) dynamic, a triplet of eighth notes, and finally a decrescendo leading to a piano (*p*) dynamic.



# BIJLAGE 19 Exameneis 0: Prima-Vista melodisch (mallets)

niveau A

Voorbeeld 1

Musical score for Voorbeeld 1, Niveau A. The piece is in 4/4 time and marked Moderato. The melody is written on a single staff. It begins with a mezzo-forte (*mf*) dynamic, followed by a piano (*p*) dynamic. The piece concludes with a *ritenuto* marking and a fortissimo (*f*) dynamic.

Voorbeeld 2

Musical score for Voorbeeld 2, Niveau A. The piece is in 6/8 time with a tempo marking of ♩ = 96. The melody is written on a single staff. It begins with a mezzo-forte (*mf*) dynamic, followed by piano (*p*), mezzo-forte (*mf*), and fortissimo (*f*) dynamics.

niveau B

Voorbeeld 1

Musical score for Voorbeeld 1, Niveau B. The piece is in 4/4 time and marked Moderato. The melody is written on a single staff. It begins with a mezzo-forte (*mf*) dynamic, followed by fortissimo (*f*). The piece concludes with a *Fine* marking. The accompaniment is written on a second staff, starting with piano (*p*) and fortissimo (*f*) dynamics, and includes a *D.C. al Fine* marking.

Voorbeeld 2

Musical score for Voorbeeld 2, Niveau B. The piece is in 6/8 time with a tempo marking of ♩ = 108. The melody is written on a single staff. It begins with fortissimo (*f*) dynamic, followed by piano (*p*) and fortissimo (*f*) dynamics.

Voorbeeld 3

Andante

*mf*

niveau C

Voorbeeld 1

Moderato

Fine

*mf*

*p*

*mf*

Voorbeeld 2

$\text{♩} = 108$

*mf*

*f*

*p*

*f*

Voorbeeld 3

$\text{♩} = 52$

*mf*

*f*

*mf*

## BIJLAGE 20 Exameneis r: Vraag en antwoord (mallets)

Aan de muzikale antwoorden van de kandidaat worden geen verdere eisen gesteld dan dat deze op natuurlijke wijze bewegen en een afsluiting bevestigen.

De voorzinnen (vraag) voor niveau A worden derhalve zodanig geformuleerd dat ze voor de kandidaat een helder signaal vormen om adequaat met een afsluitende zin te antwoorden.

niveau A

♩=108

voorzin nazin

niveau B

Voorbeeld 1

♩=108

voorzin nazin

Voorbeeld 2

♩=108

voorzin nazin

niveau C

Voorbeeld 1

♩=108

voorzin nazin

Voorbeeld 2


♩=108

voorzin nazin

*Bijlagen behorende bij*  
*Verplichte module Drums*

# Legenda

## Drumnotatie



# BIJLAGE 21 Exameneis w/x: Ritmische vaardigheden (drums)

Ritmes

21.3 niveau C

## 21.3.1 Combinatieopdrachten in achtsten

[a] [b] [c] [d] [e]

[1]

[9]

[2]

[10]

[3]

[11]

[4]

[12]

[5]

[13]

[6]

[14]

[7]

[15]

[8]

[16]



### 21.3.3 combinatieopdrachten in paradiddles

[a] r l r r l r l l r l r r l r l l

[1]

[6]

[2]

[7]

[3]

[8]

[4]

[9]

[5]

[10]



### 21.3.4 combinatieopdrachten in latin

[a] [b]

[1]

[9]

[2]

[10]

[3]

[11]

[4]

[12]

[5]

[13]

[6]

[14]

[7]

[15]

[8]

[16]

### 21.3.5 combinatieopdrachten in blues

[a] 

[b] 

[1] 

[2] 

[3] 

[4] 

[5] 

[6] 

[7] 

[8] 

### 21.3.6 combinatieopdrachten in shuffle

[a] 

[1] 

[2] 

[3] 

[4] 

[5] 

[6] 

[7] 

[8] 

21.3.7 combinatieopdrachten in jazz

[a]

Musical notation for exercise [a] in 4/4 time. It features a treble clef and a key signature of one flat. The notation includes a melodic line with eighth and quarter notes, and a drum line with a pattern of quarter notes and rests. Above the staff, there is a small musical phrase: a quarter note followed by an eighth note beamed to a quarter note, with a '2' above it.

[1]

Musical notation for exercise [1] in 4/4 time, featuring a treble clef and a key signature of one flat. The notation shows a melodic line with quarter notes and eighth notes.

[9]

Musical notation for exercise [9] in 4/4 time, featuring a treble clef and a key signature of one flat. The notation shows a melodic line with quarter notes and eighth notes.

[2]

Musical notation for exercise [2] in 4/4 time, featuring a treble clef and a key signature of one flat. The notation shows a melodic line with quarter notes and eighth notes.

[10]

Musical notation for exercise [10] in 4/4 time, featuring a treble clef and a key signature of one flat. The notation shows a melodic line with quarter notes and eighth notes.

[3]

Musical notation for exercise [3] in 4/4 time, featuring a treble clef and a key signature of one flat. The notation shows a melodic line with quarter notes and eighth notes.

[11]

Musical notation for exercise [11] in 4/4 time, featuring a treble clef and a key signature of one flat. The notation shows a melodic line with quarter notes and eighth notes.

[4]

Musical notation for exercise [4] in 4/4 time, featuring a treble clef and a key signature of one flat. The notation shows a melodic line with quarter notes and eighth notes.

[12]

Musical notation for exercise [12] in 4/4 time, featuring a treble clef and a key signature of one flat. The notation shows a melodic line with quarter notes and eighth notes.

[5]

Musical notation for exercise [5] in 4/4 time, featuring a treble clef and a key signature of one flat. The notation shows a melodic line with quarter notes and eighth notes.

[13]

Musical notation for exercise [13] in 4/4 time, featuring a treble clef and a key signature of one flat. The notation shows a melodic line with quarter notes and eighth notes.

[6]

Musical notation for exercise [6] in 4/4 time, featuring a treble clef and a key signature of one flat. The notation shows a melodic line with quarter notes and eighth notes.

[14]

Musical notation for exercise [14] in 4/4 time, featuring a treble clef and a key signature of one flat. The notation shows a melodic line with quarter notes and eighth notes.

[7]

Musical notation for exercise [7] in 4/4 time, featuring a treble clef and a key signature of one flat. The notation shows a melodic line with quarter notes and eighth notes.

[15]

Musical notation for exercise [15] in 4/4 time, featuring a treble clef and a key signature of one flat. The notation shows a melodic line with quarter notes and eighth notes.

[8]

Musical notation for exercise [8] in 4/4 time, featuring a treble clef and a key signature of one flat. The notation shows a melodic line with quarter notes and eighth notes.

[16]

Musical notation for exercise [16] in 4/4 time, featuring a treble clef and a key signature of one flat. The notation shows a melodic line with quarter notes and eighth notes.

21.3.8 3/4 maatsoorten

♩ = 108

Two columns of musical notation for 3/4 time signature exercises. Each column contains four staves. The top staff of each column shows a drum pattern with 'x' marks above the staff. The bottom three staves of each column show a bass line with notes and rests. The tempo is marked as ♩ = 108.

21.3.9 onregelmatige maatsoorten

♩ = 108

Two columns of musical notation for irregular time signature exercises. Each column contains four staves. The top staff of each column shows a drum pattern with 'x' marks above the staff. The bottom three staves of each column show a bass line with notes and rests. The tempo is marked as ♩ = 108.

## BIJLAGE 22 Exameneis v: Technische oefeningen (drums)

Roffelfiguren

22.3 niveau C

22.3.1

♩ = 108

Musical notation for exercise 22.3.1, level C, tempo 108. The exercise consists of four staves of music in 4/4 time. The first two staves are on a treble clef with a key signature of one sharp (F#). The first staff contains a sequence of eighth notes: F4, G4, A4, B4, C5, B4, A4, G4, F4. The second staff continues with eighth notes: G4, A4, B4, C5, B4, A4, G4, F4, and ends with a quarter note F4. The third and fourth staves are on a bass clef with a key signature of one sharp (F#). The third staff contains eighth notes: F3, G3, A3, B3, C4, B3, A3, G3, F3. The fourth staff continues with eighth notes: G3, A3, B3, C4, B3, A3, G3, F3, and ends with a quarter note F3.

22.3.2

♩ = 68

Musical notation for exercise 22.3.2, level C, tempo 68. The exercise consists of four staves of music in 6/8 time. The first two staves are on a treble clef with a key signature of one sharp (F#). The first staff contains eighth notes: F4, G4, A4, B4, C5, B4, A4, G4, F4. The second staff continues with eighth notes: G4, A4, B4, C5, B4, A4, G4, F4, and ends with a quarter note F4. The third and fourth staves are on a bass clef with a key signature of one sharp (F#). The third staff contains eighth notes: F3, G3, A3, B3, C4, B3, A3, G3, F3. The fourth staff continues with eighth notes: G3, A3, B3, C4, B3, A3, G3, F3, and ends with a quarter note F3. Below the first staff of the bass clef section is the letter 'r', and below the second staff are the letters 'l l'.

# BIJLAGE 23 Exameneis v: Technische oefeningen (drums)

## Rudiments

### 23.3 niveau C

#### 23.3.1

♩ = 108

Four musical staves for exercise 23.3.1 in 4/4 time, tempo 108. The first two staves show a sequence of eighth notes with the rhythm pattern R L R R L R L L. The last two staves show a sequence of eighth notes with the rhythm pattern R L L R L.

#### 23.3.2

♩ = 68

Four musical staves for exercise 23.3.2 in 6/8 time, tempo 68. The first two staves show a sequence of eighth notes with the rhythm pattern R L R L R R L R L R L L. The last two staves show a sequence of eighth notes with the rhythm pattern R L R R L R.

# BIJLAGE 24 Exameneis r: Improvisatie (drums)

Improvisatie

24.3 niveau C

24.3.1

♩ = 76

fill in

fill in improvisatiemogelijkheden

24.3.2

♩ = 68

fill in

fill in improvisatiemogelijkheden

Improvisatie over twee maten met begeleiding.  
Deze vorm kan ook over 4 maten uitgevoerd worden

24.3.3

Musical score for exercise 24.3.3. It consists of two staves, Drums 1 and Drums 2, in 4/4 time. The tempo is marked as ♩ = 104. The score is divided into four measures. In the first two measures, Drums 1 plays a series of 'x' marks (cymbal) and Drums 2 plays a series of diagonal slashes (snare). In the last two measures, both staves are labeled 'Improvisatie' and contain rhythmic notation for improvisation.

24.3.4

Musical score for exercise 24.3.4. It consists of two staves, Drums 1 and Drums 2, in 12/8 time. The tempo is marked as ♩ = 68. The score is divided into four measures. In the first two measures, Drums 1 plays a series of eighth notes and Drums 2 plays a series of diagonal slashes. In the last two measures, both staves are labeled 'Improvisatie' and contain rhythmic notation for improvisation.

24.3.5

Musical score for exercise 24.3.5. It consists of two staves, Drums 1 and Drums 2, in 12/8 time. The tempo is marked as ♩ = 104. The score is divided into four measures. In the first two measures, Drums 1 plays a series of eighth notes with accents and Drums 2 plays a series of diagonal slashes. In the last two measures, both staves are labeled 'Improvisatie' and contain rhythmic notation for improvisation.



# BIJLAGE 25 Exameneis e: Maat en ritme (drums)

## Maatwisselingen

### 25.3 niveau C

25.3.1

Moderato

The musical score for exercise 25.3.1 consists of four staves of drum notation. The first staff is in common time (C) and begins with a forte (f) dynamic. It features a series of eighth-note patterns with 'x' marks above them, indicating cymbal or snare hits. A double bar line with a repeat sign follows, then a change to 6/8 time. The second staff starts in 6/8 time with a series of eighth notes, then changes to 3/4 time, and ends with a triplet of eighth notes. The third staff returns to common time (C) with eighth-note patterns. The fourth staff also starts in common time (C) and includes a double bar line with a repeat sign, followed by eighth-note patterns.

## BIJLAGE 26 Exameneis e: Maat en ritme (drums)

Ritmisch dictee

26.3 niveau C

Schrijfdictee

Onderstaande voorbeelden worden meerdere keren voorgespeeld. De kandidaat noteert het fragment.

26.3.1

♩ = 104

Musical notation for exercise 26.3.1. It consists of a single staff in common time (C). The first measure contains a sequence of notes: a quarter note, a quarter note, a quarter note, a quarter note, a quarter note, a quarter note, a quarter note, and a quarter note. The second and third measures are marked with a double slash (/) indicating a repeat. The fourth measure contains a sequence of notes: a quarter note, a quarter note, a quarter note, a quarter note, a quarter note, a quarter note, a quarter note, and a quarter note. The piece ends with a double bar line.

26.3.2

♩ = 68

Musical notation for exercise 26.3.2. It consists of a single staff in 6/8 time. The first measure contains a sequence of notes: a quarter note, a quarter note, a quarter note, a quarter note, a quarter note, and a quarter note. The second and third measures are marked with a double slash (/) indicating a repeat. The fourth measure contains a sequence of notes: a quarter note, a quarter note, a quarter note, a quarter note, a quarter note, and a quarter note. The piece ends with a double bar line.

26.3.3


♩ = 92


Musical notation for exercise 26.3.3. It consists of a single staff in common time (C). The first measure contains a sequence of notes: a quarter note, a quarter note, a quarter note, a quarter note, a quarter note, a quarter note, a quarter note, and a quarter note. The second and third measures are marked with a double slash (/) indicating a repeat. The fourth measure contains a sequence of notes: a quarter note, a quarter note, a quarter note, a quarter note, a quarter note, a quarter note, a quarter note, and a quarter note. The piece ends with a double bar line.


### Luisterdictie

Een ritme-voorbeeld wordt enkele keren voorgespeeld. De leerling kiest uit de mogelijkheden het juist gespeelde ritme (omcirkel).

♩ = 104

① 

2 

3 

# BIJLAGE 27 Exameneis n/o: Prima vista (drums)

Prima Vista

27.3 niveau C

27.3.1

Musical score for 27.3.1, featuring two staves in common time (C). The tempo is marked as ♩ = 104. The first staff begins with a *mf* dynamic and includes a series of eighth-note patterns with 'x' marks above them, followed by a section marked *f*. The second staff starts with a *p* dynamic and features a series of eighth-note patterns with 'x' marks, ending with a *f* dynamic. The score includes various rhythmic patterns and rests.

27.3.2

Musical score for 27.3.2, featuring three staves in 6/8 time. The tempo is marked as ♩ = 68. The first staff begins with a *mf* dynamic and includes a series of eighth-note patterns with 'x' marks above them, followed by a section marked *f*. The second staff starts with a *f* dynamic and features a series of eighth-note patterns with 'x' marks, ending with a *f* dynamic. The third staff starts with a *mf* dynamic and features a series of eighth-note patterns with 'x' marks, ending with a *f* dynamic. The score includes various rhythmic patterns and rests.

*Bijlagen behorende bij*  
*Verplichte module Pauken*

# BIJLAGE 28 Exameneis e: Maat en ritme (pauken)

Ritmische bouwstenen

28.3 niveau C

28.3.1

♩ = 108 - 120

♩ = 108 - 120

Voorbeeld

♩ = 108

28.3.2

♩ = 108 - 112

Voorbeeld

♩ = 108

28.3.3

♩ = 66 - 80

Musical notation for exercise 28.3.3, consisting of four staves. The first two staves contain continuous eighth-note patterns. The third and fourth staves feature eighth-note patterns with triplets indicated by a '3' over a bracket.

Voorbeeld

♩ = 68

Musical notation for exercise 28.3.3 example, consisting of two staves. The first staff shows eighth-note patterns with a triplet in the final measure. The second staff continues the eighth-note patterns with triplets in the first two measures.

28.3.4

♩ = 96

Musical notation for exercise 28.3.4, consisting of one staff. It features eighth-note patterns with triplets indicated by a '3' over a bracket.

Voorbeeld

♩ = 96

Musical notation for exercise 28.3.4 example, consisting of two staves. The first staff shows eighth-note patterns with triplets. The second staff continues the eighth-note patterns with triplets.

28.3.5

♩ = 72 - 80

Musical notation for exercise 28.3.5, consisting of one staff. It features eighth-note patterns with some rests.

Voorbeeld

♩ = 72

Musical notation for exercise 28.3.5 example, consisting of one staff. It features eighth-note patterns with rests.

## BIJLAGE 29 Exameneis h/v: Tremolo's / versieringen (pauken)

Voor het C-examen pauken zijn de voorbeelden (tremolo's / versieringen) uit de keuzemodule pauken niveau 3 vereist.

Tremolo's

29.3 niveau C

29.3.1

♩ = 108 - 120



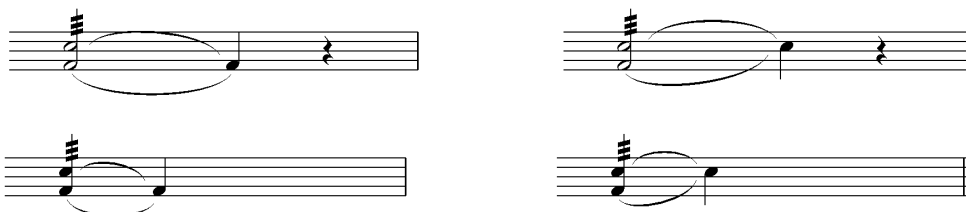
Voorbeeld

♩ = 108



29.3.2

♩ = 108 - 120



Voorbeeld

♩ = 108





29.3.3

♩ = 108 - 120



Voorbeeld

♩ = 108



Versieringen

29.3.4

♩ = 108 - 120



ook

♩ = 108 - 120



29.3.5

♩ = 108 - 120



ook

♩ = 108 - 120



29.3.6

♩ = 108 - 120




♩ = 108 - 120



29.3.7

♩ = 108 - 120



Voorbeeld

Moderato



# BIJLAGE 30 Exameneis e: Maat en ritme (pauken)

Maatwisselingen

niveau C

Moderato

The musical score consists of four staves of music. The first staff is in bass clef with a 4/4 time signature, marked 'Moderato'. It contains a sequence of eighth and sixteenth notes with accents. The second staff is in bass clef with a 6/8 time signature, followed by a 5/8, then a 7/8, then a 6/8, and finally a 4/4 time signature. The third staff is in bass clef with a 4/4 time signature, followed by a 5/8, then a 7/8, then a 3/4, then a 6/8, and finally a 7/8 time signature. The fourth staff is in bass clef with a 7/8 time signature, followed by a 5/8, then a 3/8, then a 4/4, and finally a 4/4 time signature. The score includes various rhythmic patterns, accents, and a triplet in the final measure of the fourth staff.

# BIJLAGE 31 Exameneis n/o: Prima Vista (pauken)

niveau C

## Voorbeeld 1

Andante

Musical notation for Voorbeeld 1, Andante, 3/4 time signature. The piece consists of two staves. The first staff contains a melody with several triplet markings. The second staff contains a bass line with a triplet marking.

## Voorbeeld 2

Andante

Musical notation for Voorbeeld 2, Andante, 6/8 time signature. The piece consists of two staves. The first staff contains a melody with eighth notes and some rests. The second staff contains a bass line with eighth notes and some rests.

## Voorbeeld 3

Moderato

Musical notation for Voorbeeld 3, Moderato, common time signature. The piece consists of two staves. The first staff contains a melody with quarter notes and eighth notes. The second staff contains a bass line with quarter notes and eighth notes.